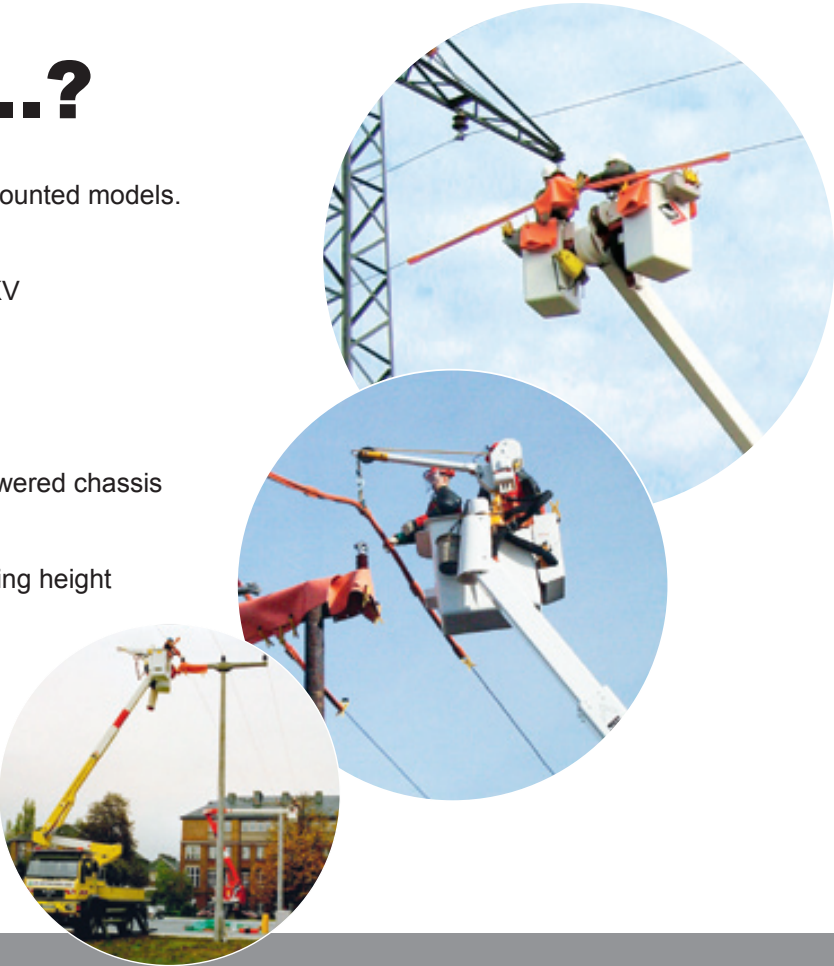




	VO-255-I	VO-260-I	VO-350-MHI	VO-355-MHI	VN-55-I
Working height	18.9 m	20.4 m	17.3 m	18.8 m	18.9 m
Platform height	16.9 m	18.4 m	15.3 m	16.8 m	16.9 m
Max horizontal reach	14.6 m	15.9 m	13.4 m	14.9 m	11.6 m
Max platform capacity	180 kg	160 kg	2 x 136 kg	2 x 136 kg	320 kg
Standard platform	Sidehung	Sidehung	2 X Sidehung	2 X Sidehung	Endhung
MH-Jib / winch	N/A	N/A	Std.	Std.	N/A
MH capacity	-	-	905 kg	905 kg	-
Std. Insulation	46 KV	46 KV	46 KV	46 KV	46 KV
Max. Insulation	69 KV	69 KV	138 KV	420 KV	420 KV
Approval	ANSI	ANSI	ANSI / CE	ANSI / CE	ANSI
Option	-	-	Hyd. Ext. Jib	Hyd. Ext. Jib	-

Did you know...?

- **Versalift®** offers more than 35 insulated chassis-mounted models.
- **Versalift®** offers lifts from 11-25 m working height.
- **Versalift®** offers insulated lifts from 46 KV to 500 KV
- **Versalift®** offers insulated van-mounted lifts
- **Versalift®** offers 3 m (10 feet) hydraulic Elevator
- **Versalift®** offers A, H og Radial outriggers.
- **Versalift®** lifts are also mounted on natural gas powered chassis
- **Versalift®** offers hybrid lifts
- **Condor®** offers insulated lifts from 27 – 65 m working height
- **Condor®** offers insulated lift up till 765 KV.



WWW.TIMEINTL.DK



TIME is the world's leading producer of aerial work platforms. **TIME** Manufacturing Company is located in Waco, Texas, U.S.A.

They specialize in the production of vehicle mounted lifts. The company is divided in two divisions, Versalift and Condor.

TIME was founded in 1965 and is considered an industry pioneer. In 1976, the company was bought by O'Flaherty Holdings Limited, Dublin, Ireland.

Versalift® lifts are the result of continual engineering development and market studies. **TIME** Manufacturing Company has the goal of producing models with the characteristics that fill the market's needs in a heavily competitive industry.

Versalift® meets ANSI standards and is CE approved, and we are certified according to ISO 9001 and ISO 14001 standards. Commitment to quality, de-

sign, construction and customer service are keywords for **TIME** Manufacturing Company.

Versalift® lifts are among the world's most sold truck-mounted lifts with working heights from 9 m - 35 m, "live-line"-insulated and low-voltage insulated. Versalift® lifts are the world's most sold van-mounted aerial work platform.

Since 1965, Versalift has produced and sold more than 90,000 Versalifts the world over. Yearly production is appx. 4000 lifts, and lifts have been sold in more than 150 countries. The Versalift division has more

than 400 employees at the factory in Waco. Condor® lifts are truck-mounted lifts from 27 m - 65 m, which are AUS-insulated up to 750 KV.

Condor® was produced by Calavar in California until 1991, when O'Flaherty Holding bought the company and moved production to **TIME** Manufacturing Company in Waco, Texas.

TIME International is the export division of Time Manufacturing Company. The division is located in Farsø, Denmark and deals with the export of more than 1000 lifts yearly to countries outside of North,

Central, and South America. This export is based on a worldwide network of dealerships, which sell with reference to the export division in Denmark.


TIME Danmark, which is located the same place as Time International in Farsø, builds more than 100 lifts yearly on chassis and vans for, among others, the Scandinavian countries, Germany, Holland and Belgium. These are primarily workshop furnished, fully equipped, turn-key lift vehicles for delivery to the energy sector.

Versalift® is known as a reliable, high quality product with low maintenance costs.



INTERNATIONAL A/S
SØNDERVANG 3 · DK-9640 FARSØ
PHONE: +45 9966 1600 · FAX: +45 9863 2483
SALES@TIMEINTL.DK · **WWW.TIMEINTL.DK**

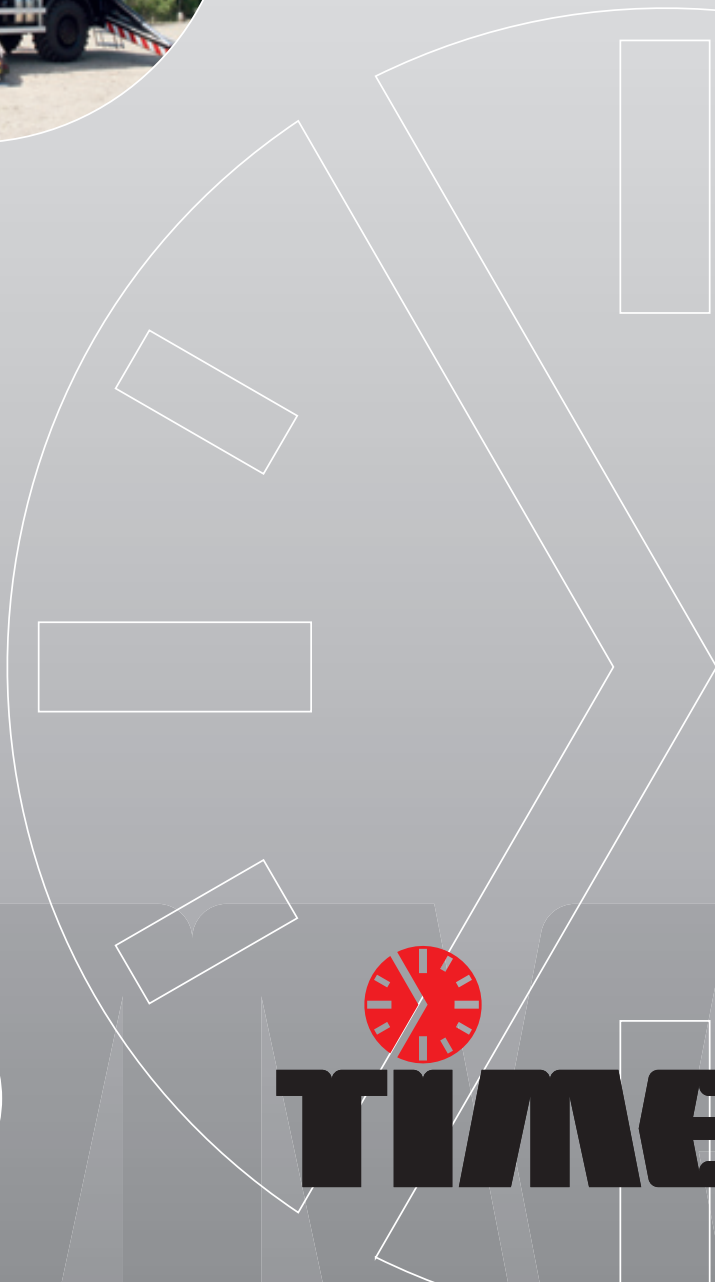
MANUFACTURING COMPANY
7601 IMPERIAL DRIVE
WACO 76702-0368 · TEXAS · USA
PHONE: 1 254 399 2100 · FAX: 1 254 399 2650
WWW.TIMEMFG.COM



WWW.PRINTHOBRO.DK

Insulated Aerial Access platforms

OVERVIEW



Insulated Aerial Access platforms

OVERVIEW



	VANTEL-29-EIH	ET-36-IFH	TEL-29-EI / EIH	ET-29- EIH	TEL-35-EIH
Working height	10.8 m	13.4 m	11.3 / 10.8 m	10.8 m	12.7 m
Platform height	8.8 m	11.4 m	9.3 / 8.8 m	8.8 m	10.7 m
Max horizontal reach	7.4 m	7.3 m	7.6 / 7.4 m	7.3 m	7.0 m
Max platform capacity	136 kg	200 kg	136 kg	200 kg	200 kg
Standard platform	Endhung	Endhung	Endhung	Endhung	Endhung
MH-Jib / winch	N/A	N/A	N/A	N/A	N/A
MH capacity	-	-	-	-	-
Std. Insulation	46 KV	46 KV	46 KV	46 KV	46 KV
Max. Insulation	-	-	-	-	-
Approval	ANSI	CE	ANSI	CE	ANSI / CE
Option	IH Sidehung	-	I / IH Sidehung	Sidehung	Rotator



	T-3100-I	SST/EST-37-EIH	SST/EST-40-EIH	SST-37-EIH	SST-40-EIH
Working height	11.4 m	13.3 m	14.2 m	12.4 / 12.2 m	13.4 / 13.2 m
Platform height	9.4 m	11.3 m	12.2 m	10.4 / 10.2 m	11.4 / 11.2 m
Max horizontal reach	7.2 m	9.0 m	9.0 m	9.0 / 8.0 m	9.0 / 8.0 m
Max platform capacity	200 kg	200 kg	200 kg	136 / 200 kg	136 / 200 kg
Standard platform	Endhung	Endhung	Endhung	Endhung	Endhung
MH-Jib / winch	N/A	N/A	N/A	N/A	N/A
MH capacity	-	-	-	-	-
Std. Insulation	46 KV	46 KV	46 KV	46 KV	46 KV
Max. Insulation	-	-	-	-	-
Approval	ANSI / CE	ANSI / CE	ANSI / CE	ANSI	ANSI/CE
Option	-	Rotator	Rotator	-	-



	VST-36-SI	VST-40-SI	VST-47-SI	VST-52-SI
Working height	13.0 m	14.2 m	16.1 m	17.6 m
Platform height	11.0 m	12.2 m	14.1 m	15.6 m
Max horizontal reach	8.7 m	9.9 m	10.0 m	9.9 m
Max platform capacity	200 kg	200 kg	180 kg	180 kg
Standard platform	Sidehung	Sidehung	Sidehung	Sidehung
MH-Jib / winch	STD.	STD.	STD.	STD.
MH capacity	455 kg	455 kg	455 kg	455 kg
Std. Insulation	46 KV	46 KV	46 KV	46 KV
Max. Insulation	-	-	-	-
Approval	ANSI/CE	ANSI/CE	ANSI/CE	ANSI/CE
Option	2 Man bucket	2 Man bucket	2 Man bucket	2 Man bucket



	VST-36-I	VST-40-I	VST-47-I	VST-52-I
Working height	13.1 m	14.3 m	16.2 m	17.7 m
Platform height	11.1 m	12.3 m	14.2 m	15.7 m
Max horizontal reach	8.5 m	9.7 m	9.8 m	9.7 m
Max platform capacity	272 kg	272 kg	225 kg	225 kg
Standard platform	Endhung	Endhung	Endhung	Endhung
MH-Jib / winch	Option	Option	Option	Option
MH capacity	455 kg	455 kg	455 kg	455 kg
Std. Insulation	46 KV	46 KV	46 KV	46 KV
Max. Insulation	-	69 KV*	-	-
Approval	ANSI/CE	ANSI/CE	ANSI/CE	ANSI/CE
Option	Hyd. Ext. Jib	Hyd. Ext. Jib	Hyd. Ext. Jib	Hyd. Ext. Jib



	VST-5000-I	VST-5500-I	VST-6000-I	VST-7500-I	VOE-36-MHI
Working height	17.3 m	18.8 m	20.3 m	24.9 m	13.3 m
Platform height	15.3 m	16.8 m	18.3 m	22.9 m	11.3 m
Max horizontal reach	11.7 m	12.1 m	12.5 m	14.8 m	9.3 m
Max platform capacity	272 kg	272 kg	272 kg	360 kg	2 X 130 kg
Standard platform	Endhung	Endhung	Endhung	Endhung	Sidehung
MH-Jib / winch	Option	Option	Option	Option	Std.
MH capacity	455 kg	455 kg	455 kg	900 kg	660 kg
Std. Insulation	46 KV	46 KV	46 KV	46 KV	46 KV
Max. Insulation	69 KV*	69 KV*	69 KV*	345 KV	69 KV
Approval	ANSI / CE	ANSI / CE	ANSI / CE	ANSI / CE	CE
Option	Dual bucket	Dual bucket	Dual bucket	-	-



	VO-29-I	VO-32-I	VO-36-I	VO-40-I	VO-43-I
Working height	11.0 m	11.9 m	13.3 m	14.1 m	15.0 m
Platform height	9.0 m	9.9 m	11.3 m	12.1 m	13.0 m
Max horizontal reach	7.0 m	7.9 m	9.3 m	9.9 m	10.9 m
Max platform capacity	180 kg	180 kg	180 kg	180 kg	200 kg
Standard platform	Sidehung	Sidehung	Sidehung	Sidehung	Sidehung
MH-Jib / winch	N/A	N/A	N/A	Option	N/A
MH capacity	-	-	-	500 kg	-
Std. Insulation	46 KV	46 KV	46 KV	46 K V	46 KV
Max. Insulation	-	-	69 KV	69 KV	69 KV
Approval	ANSI	ANSI	ANSI	ANSI	ANSI
Option	-	-	N. O.Center "VN"	Hyd. Jib	-